

St Augustine's Catholic Primary School is committed to safeguarding and promoting the welfare of children and young people.

St Augustine's Catholic Primary School

Week ending Friday 15 May 2026



Forming Christ-centred Pilgrims of Hope, with kind hearts, questioning minds, a thirst for knowledge and a hunger for justice.

ONE IN CHRIST, UNITED IN MISSION.



Live, Love and Learn with Jesus

THE WEDNESDAY WORD

Special word of the week is:

"FRIENDSHIP"

Jesus raised his eyes to heaven and prayed: 'Father, the hour has come: glorify your Son so that your Son may glorify you; and, let him give eternal life to all those you have entrusted to him. And eternal life is this: to know you, the only true God, and Jesus Christ whom you have sent. I have glorified you on earth and finished the work that you gave me to do. I have made your name known to those you gave me. They were yours and you gave them to me, and they have obeyed your word. I have given them the teaching you gave to me, and they have truly accepted it. They know that I came from you and believed that it was you who sent me. I pray for them; for those you have given me, because they belong to you.'

John 17: 1-11

"If Jesus calls us to be friends, let us not leave this call unheeded. Let us welcome it, let us take care of this relationship." *Pope Leo XIV*



THIS WEEK'S NEWS


Rosary Club is open to everyone in the Prayer Room at 1:00pm on Thursdays.



Well done to all our Y6 children who worked extra hard this week on their special assessments.



Next week, we shall be thinking of St Augustine of England, our Patron Saint, who was sent here by Pope Gregory in 597.



See p3 for important information about water safety, especially on holiday.

Can we make it 100% next week?

This week's attendance: **97%**

We need everyone in school every day and on time!

Congratulations Y3/4/5/6:

KS2 attendance was almost 100% every day!!!!


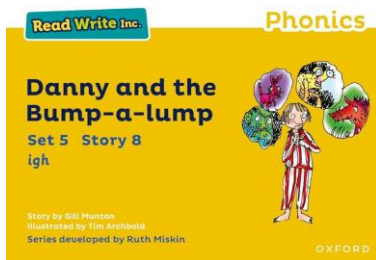


Keep up the great work!



MESSAGES FROM CLASS TEACHERS

Nursery	We have been learning all about bees - such busy creatures! we have been counting bees, printing honeycombs and making models of bees!
Reception	We have been finding out about baby farm animals and matching them to their parents. We know the names of so many different baby animals.
Year One	We made fruit smoothies this week! The children chopped strawberries, bananas and pineapple slices. They tasted absolutely delicious!
Year Two	Well done for working so hard for Miss Mohamed this week. You have all made good progress in so many different skills.
Year Three	This week, Y3 have been learning about plants and water transportation. We did an experiment to show how water is absorbed into plants through the roots then transported up the stem.
Year Four	We have been exploring fractions this week. Did you know that $2/4$, $3/6$ and $5/10$ are all equal to $1/2$? We can use this information to solve problems.
Year Five	You have worked hard on discussion texts and made use of words like persuade, balanced, biased, personal and impersonal. You learnt about persuading other people to agree with your point of view.
Year Six	Well done, Y6! You focused so well all week and used all your skills effectively to show us how much you have learnt with us. Thank you for all your efforts.



Reception

<https://schools.ruthmiskin.com/training/view/XOC1rkx1/dRfumd3Z>
<https://schools.ruthmiskin.com/training/view/86FiZaip/kdOemKlg>
<https://schools.ruthmiskin.com/training/view/6N4DIIRn/bfsQAE7a>
<https://schools.ruthmiskin.com/training/view/IN6VLSQx/b1iE7ad5>
<https://schools.ruthmiskin.com/training/view/UcUWyltI/2ONtSMMb>

Year One

<https://schools.ruthmiskin.com/training/view/GX6a4zOv/mnfDM2Wr>
<https://schools.ruthmiskin.com/training/view/G0bPwhIw/xJmqExdI>
<https://schools.ruthmiskin.com/training/view/LL1OujjM/HDLofePb>
<https://schools.ruthmiskin.com/training/view/i9dWVslC/cZdaX2Lp>
<https://schools.ruthmiskin.com/training/view/y6KKhVbu/uKJJHKLk>

Year Two

<https://schools.ruthmiskin.com/training/view/LL1OujjM/HDLofePb>
<https://schools.ruthmiskin.com/training/view/i9dWVslC/cZdaX2Lp>
<https://schools.ruthmiskin.com/training/view/y6KKhVbu/uKJJHKLk>
<https://schools.ruthmiskin.com/training/view/nXWSqYjR/zYvyWpn9>
<https://schools.ruthmiskin.com/training/view/BxhTMazG/HOr3U9EI>



WATER SAFETY ON HOLIDAY



Stop and Think

- Things can be different on holiday, so take time to review safety notices and learn what local signs and flags mean.
- Survey your surroundings, look for potential hazards and warn members of your group to avoid possible risks.
- Wear brightly coloured swimwear so you can be seen underwater.
- Never use inflatables in open water. Although they look fun, inflatables can quickly get caught in the wind and be blown out to sea.
- Take extra care if you drink any alcohol around water and never enter the water whilst under the influence of alcohol and/or drugs.



Stay Together

- Always keep children under the constant supervision of a capable adult and keep small children within arm's reach.
- 86% of child drownings occur in the absence of adult supervision.
- Always choose to visit a lifeguarded venue wherever possible. Research the resort you are going to ahead of your trip.
- Swim with others. It's safer to swim in pairs or groups who can help should anyone get into trouble in the water.
- Be sure children know where to go if they become lost or separated from the group.



If in trouble in the water, float

- If you fall into the water or become tired - stay calm, float on your back & call for help.
- Throw something that floats to somebody that has fallen in.
- Make sure the whole family knows basic water safety and what to do if they find themselves in the water unexpectedly.



Call 999 in the UK or 112 if abroad

- Be sure everyone in your group knows who to call in the event of an emergency.
- If you are abroad, be sure you know the correct number to call.